

vari-DEC



NOVELLINI

INTRODUCTION

Vari-Dec is a unique concept in wetfloor technology offering complete flexibility to design a linear wetroom of almost any configuration.

Versatility is the key to the system, offering a choice of drain position with up to three traps, combined with a range of pre-formed graded boards and stylish grill finishes, all available from stock.

Once on-site Vari-Dec is fully trimable making it quick and simple to install, with the flexibility to overcome any unforeseen obstacles.

Each system comprises of three main components, a **Drainage Component**, a range of **Graded Boards** and a choice of either a **Floor or Wall Grill**. Infill panels and tile trims are also available for certain configurations.

Vari-Dec components



Key features

- Choice of drain position
- Flow rate up to 68 L/min
- Adjustable grill height
- Quick and easy to install
- Easily trimmed
- Available from stock
- Lifetime Guarantee

All of our wetroom products are covered by our Novellini Lifetime Guarantee



VARI-DEC COMPONENTS

The Vari-Dec system comprises of three main elements:

- 1 Drainage Component
- 2 Graded Board
- 3 Floor/Wall Grill

1 Select the required number of Drainage Components.

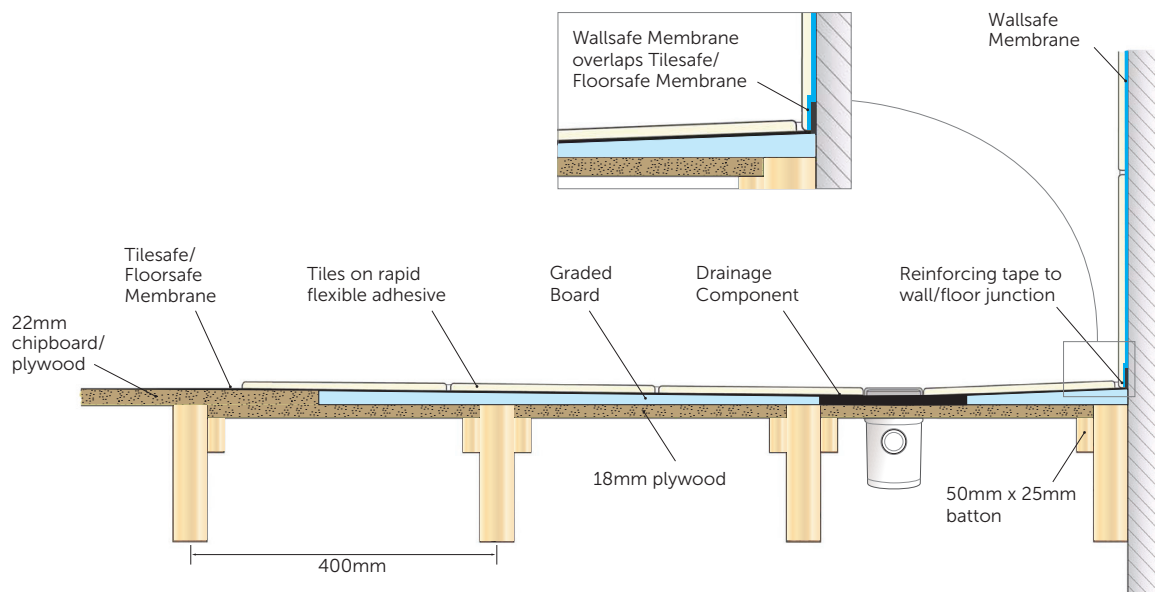
2 Select the required number of Graded Boards.

3 Select the appropriate Floor or Wall Grill, along with the correct number of traps depending on the required flow rate.



Add Infill Panel and Tile Trim as required

Typical floor build-up



1 DRAINAGE COMPONENT


The Drainage Component is the central element to the Vari-Dec system. Once its position has been decided the remainder of the system is built around it.

Forming a base for the Linear Grill, the Drainage Component can be installed as required within the shower area, including up against the wall to create a sleek and unobtrusive wall drain*.

The Drainage Component can be cut from 1200 to 750mm by trimming each end using a hand saw and is secured using the pre-drilled screw ports.

Two Drainage Components can also be butted together to create a larger wetroom area.

*Trimmed to 220mm for wall drain.



The Trap


The trap has an adjustable ball joint and comes with removable dip-tube.

For ease of installation it can be fitted anywhere within the central section of the Drainage Component, making it simple to avoid joists and other such obstructions.

Number of traps

A single trap Drainage Component has a flow rate of up to 27 L/min*. When a higher flow rate is required an additional trap can be installed, allowing up to 50 L/min*. For higher flow rates a third trap can be installed giving up to 68 L/min*.

*See installation instructions for full details.




2 GRADED BOARD

The Graded Boards are manufactured using a high density XPS core with a mineral coating, making them both lightweight and easy to handle, whilst maintaining good thermal properties and compressive strength.

Available in six widths (Dimension A). All Graded Boards are 1200mm length (Dimension B).

The boards can be easily trimmed to size using a hand saw and are secured using the fixing washers supplied.

The system is designed with versatility in mind and can be installed in a number of different configurations. See pages 6 to 7 for the most common layouts.




A	B
300mm	1200mm
500mm	1200mm
700mm	1200mm
1000mm	1200mm
1200mm	1200mm
1500mm	1200mm

Using a combination of boards, either a one way fall towards the wall, or a two way fall with a central or offset drain can be created. Two or more Graded

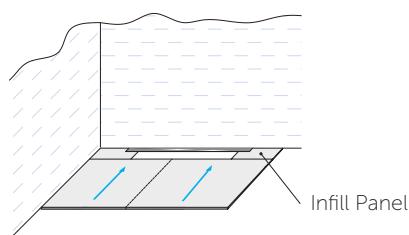
Boards can also be butted together to create a larger wetroom area.

Infill Panel

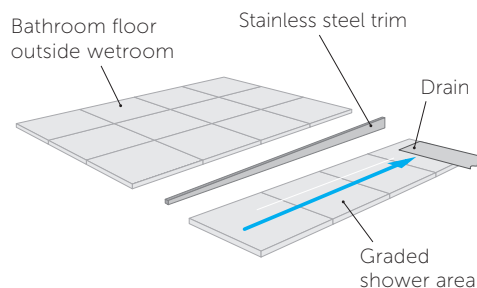
Infill Panels are used for configurations with a single drain exceeding 1200mm in width.



Infill panel as part of typical layout V4 (see page 7).



Tile Trim



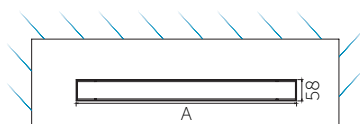
The Tile Trim provides a stylish stainless steel finish to the edge of the tile where the Graded Board meets the remainder of the bathroom floor

3 GRILL

There are two types of grill available within the Vari-Dec wetroom system.

Floor Grill

For installation in either an offset or central position within the shower area. Grill width 58mm.

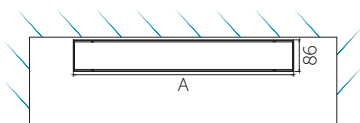


FLOOR GRILL



Wall Grill

For installation against the wall. Grill width 86mm.



WALL GRILL



Dimension A above:

- 600mm
- 800mm
- 900mm
- 1000mm
- 1100mm
- 1200mm
- 1300mm
- 1400mm
- 1500mm

Grill length

The grill is simply installed onto the Drainage Component. Where the grill is longer than 1200mm it will overhang the Drainage Component equally at either end.

Nine standard grill lengths are available. Two Grills/Drainage Components can also be butted together to create a larger wetroom.

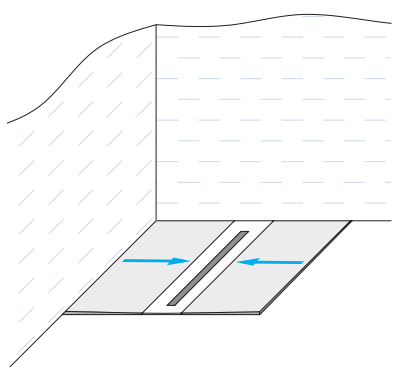
Two grill finishes are available, **G1 Solid** and **G3 Stone Infill**. See p9 for further details.

TYPICAL LAYOUTS

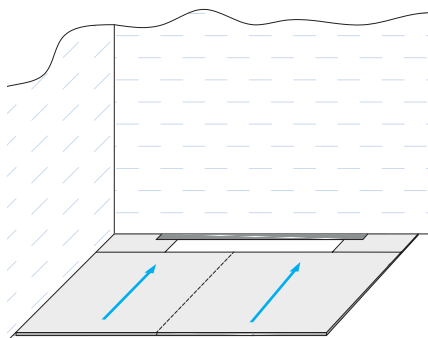
The Vari-Dec system is extremely versatile and can be installed in many possible combinations. The following examples show typical wetroom layouts that can be achieved.

For further assistance please contact our technical team (contact details on rear page of brochure) who will be pleased to advise.

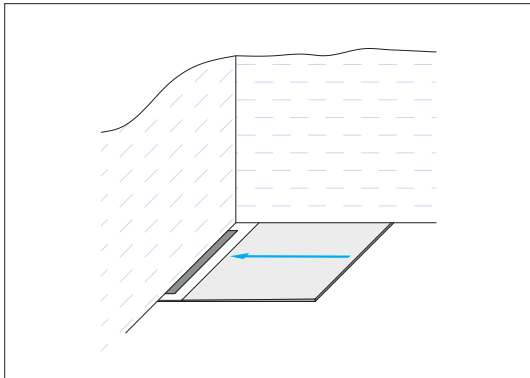
Wetroom utilising Layout V3



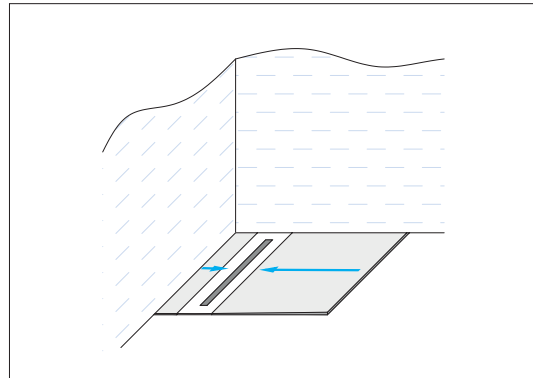
Wetroom utilising Layout V4



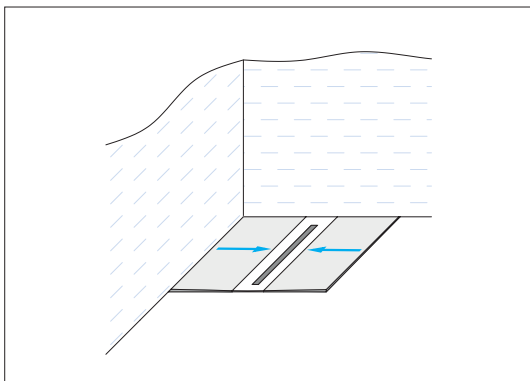
Layout V1



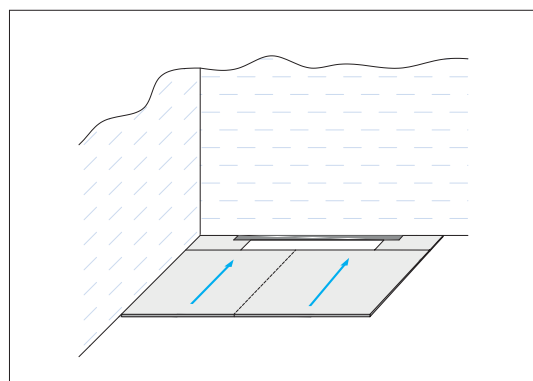
Layout V2



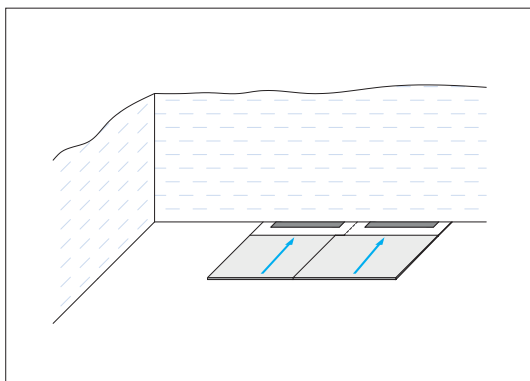
Layout V3



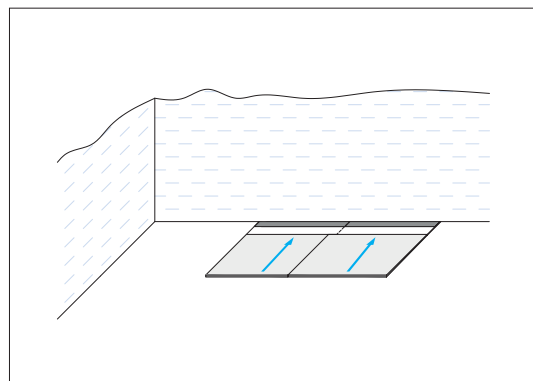
Layout V4



Layout V5



Layout V6



These examples show some of the more typical wetroom layouts. For advice on further layouts, please contact our technical team (see contact details on rear cover).

HOW TO SPECIFY

To specify your Vari-Dec wetroom, first decide the layout of your Wetroom, including the following:

- Overall size of the shower area
- Type of gradient i.e. one-way or two-way towards the drain
- Length of the linear drain
- Is the drain against the wall (Wall Grill) or off the wall (Floor Grill)
- Single, Double or Triple trap
- G1 Solid Grill or G3 Stone-Infill Grill

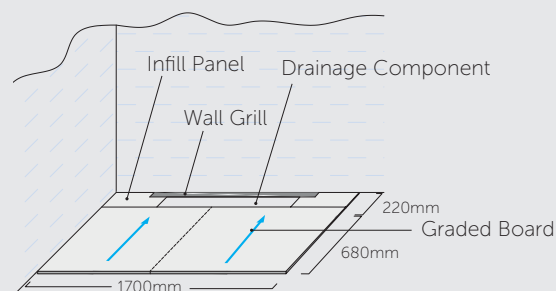
Then simply follow the three step process:

- 1 Select the required number of Drainage Components and traps
- 2 Select the required number of Graded Boards
- 3 Select the required Floor or Wall Grill

For example, below is a list of items required for Layout V4 (from page 7):

- 1 x VARDC Drainage Component*
- 1 x VARHT Single Horizontal Trap
- 1 x VARINF Infill Panel*
- 2 x VARGB-700 700mm x 1200mm Tapered Board*
- 1 x VARWG-1500 G1 1500mm Wall Grill G1


* Trimable on-site



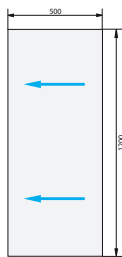
PRODUCTS

1		DESCRIPTION	SIZE	CODE	£ Ex VAT	£ Inc VAT
		Drainage Component	1200 X 300 mm	VARDC	116.64	139.96
		Single Horizontal Trap	50mm Waterseal	VARHT	41.63	49.96
		Single Vertical Trap	50mm Waterseal	VARVT	41.63	49.96
		Infill Panel	300 x 600 mm	VARINF	16.85	20.22

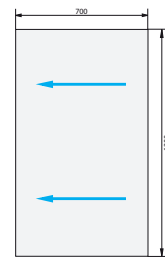
Graded Boards



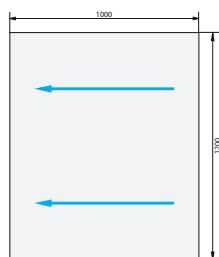
Size:	300 x 1200mm
Code:	VARGB-300
£ (Ex VAT):	77.79
£ (Inc VAT):	93.35



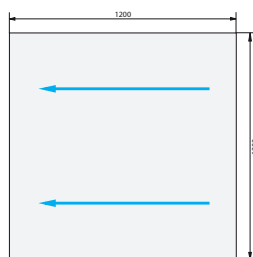
Size:	500 x 1200mm
Code:	VARGB-500
£ (Ex VAT):	111.42
£ (Inc VAT):	133.71



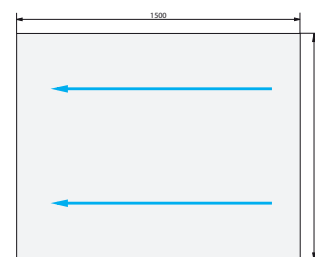
Size:	700 x 1200mm
Code:	VARGB-700
£ (Ex VAT):	145.02
£ (Inc VAT):	174.02



Size:	1000 x 1200mm
Code:	VARGB-1000
£ (Ex VAT):	182.27
£ (Inc VAT):	218.72



Size:	1200 x 1200mm
Code:	VARGB-1200
£ (Ex VAT):	199.85
£ (Inc VAT):	239.94



Size:	1500 x 1200mm
Code:	VARGB-1500
£ (Ex VAT):	249.79
£ (Inc VAT):	299.75

TRIM DETAIL



NB: USE ONE TILE TRIM PER GRADED BOARD

DESCRIPTION	SIZE	CODE	£ Ex VAT	£ Inc VAT
Tile trim for 500mm board	800mm	VARTT-500	35.00	42.00
Tile trim for 700mm board	1000mm	VARTT-700	35.00	42.00
Tile trim for 1000mm board	1300mm	VARTT-1000	42.00	50.40
Tile trim for 1200mm board	1500mm	VARTT-1200	42.00	50.40
Tile trim for 1500mm board	1800mm	VARTT-1500	42.00	50.40

See p5 for Grill details

FLOOR GRILL: G1 SOLID



FLOOR GRILL: G3 STONE INFILL



WALL GRILL: G1 SOLID

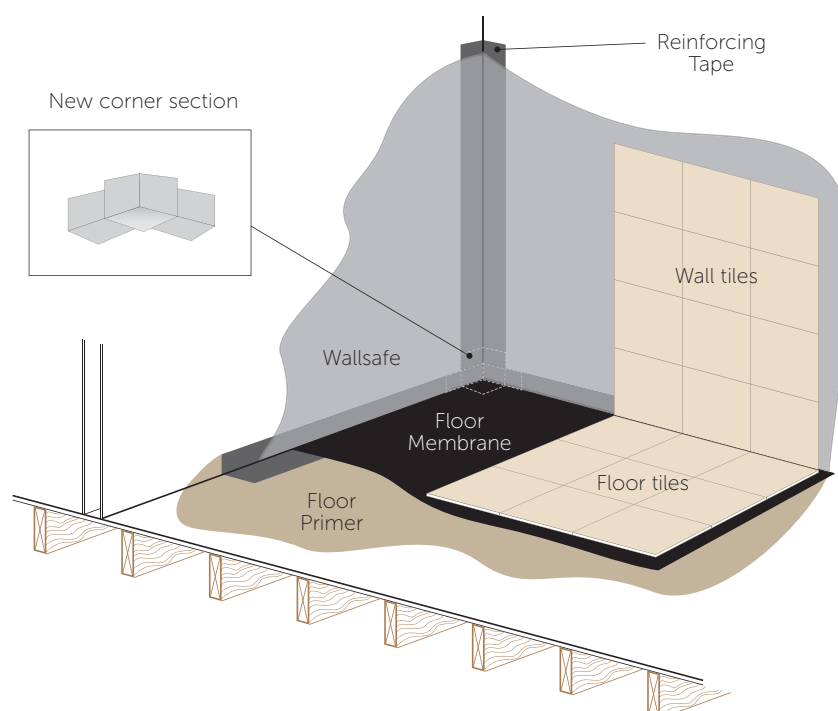


WALL GRILL: G3 STONE INFILL



DESCRIPTION	CODE G1 SOLID	£ Ex VAT	£ Inc VAT	CODE G3 STONE INFILL	£ Ex VAT	£ Inc VAT
600mm floor grill	VARFG-600G1	145.76	174.91	VARFG-600G3	194.76	233.71
800mm floor grill	VARFG-800G1	181.06	217.27	VARFG-800G3	230.05	276.06
900mm floor grill	VARFG-900G1	181.06	217.27	VARFG-900G3	230.05	276.06
1000mm floor grill	VARFG-1000G1	216.35	259.62	VARFG-1000G3	265.35	318.42
1100mm floor grill	VARFG-1100G1	216.35	259.62	VARFG-1100G3	265.35	318.42
1200mm floor grill	VARFG-1200G1	242.60	291.11	VARFG-1200G3	291.59	349.91
1300mm floor grill	VARFG-1300G1	242.60	291.11	VARFG-1300G3	291.59	349.91
1400mm floor grill	VARFG-1400G1	269.75	323.69	VARFG-1400G3	318.74	382.49
1500mm floor grill	VARFG-1500G1	269.75	323.69	VARFG-1500G3	318.74	382.49
600mm wall grill	VARWG-600G1	163.86	196.63	VARWG-600G3	212.86	255.43
800mm wall grill	VARWG-800G1	199.16	238.99	VARWG-800G3	248.15	297.78
900mm wall grill	VARWG-900G1	199.16	238.99	VARWG-900G3	248.15	297.78
1000mm wall grill	VARWG-1000G1	234.45	281.34	VARWG-1000G3	283.69	340.43
1100mm wall grill	VARWG-1100G1	234.45	281.34	VARWG-1100G3	283.69	340.43
1200mm wall grill	VARWG-1200G1	260.70	312.83	VARWG-1200G3	309.69	371.63
1300mm wall grill	VARWG-1300G1	260.70	312.83	VARWG-1300G3	309.69	371.63
1400mm wall grill	VARWG-1400G1	287.85	345.41	VARWG-1400G3	336.84	404.21
1500mm wall grill	VARWG-1500G1	287.85	345.41	VARWG-1500G3	336.84	404.21

Waterproofing



The importance of Waterproofing

The primary concern for anyone choosing to create a Wetroom is whether the floor or walls will either absorb, or worse let water through. Through our painstaking research and development we have created a system that is guaranteed, not just for a few years, but for life. The two components of this system are firstly the floor membrane and secondly the wall membrane, which are the key products for waterproofing the wetroom floor and walls.

We offer two self adhesive waterproof solutions for the floor membrane designed for use prior to the application of ceramic tiles and natural stone onto timber and solid floors in wetrooms:

Tilesafe - the professional's choice for over 15 years, extensively used in both commercial and domestic sectors, is a cold-applied self adhesive membrane which consists of a thick rubberised bituminous waterproof layer incorporating a woven glass fibre mesh on one side. Tilesafe has been accredited as an anti-fracture/de-coupling membrane by the UKAS, which means that the effects of possible movement in a timber floor substrate, such as cracked tiles or

grout, are minimised. Tilesafe has been acoustically tested and rated according to BS EN ISO 140-8 and BS EN ISO 717-2 and will typically reduce sound transfer by 11dB.

Floorsafe - developed as a light weight, easy-fit, domestic product, is a cold-applied self adhesive membrane which consists of a thin rubberised butyl waterproof layer with a fleece top surface.


For walls we recommend **Wallsafe**:

A flexible single application paint-on waterproofing membrane, applied to the wall surfaces prior to the application of ceramic tiles and/or natural stone in wetrooms.

Application

For timber floors we recommend that either floor membrane, Tilesafe or Floorsafe, is applied to the entire wetroom floor or at least to a distance of no less than 1 metre from the shower area. Wallsafe should then be applied to the walls of the shower area and overlapped onto the reinforcing tape.

Floor Membrane Kits



Choose from either Tilesafe or Floorsafe kits:

Tilesafe Kit offers the following features:

- Suitable for timber and solid floors
- De-Coupling & Acoustic insulation properties
- Heavy duty for commercial and domestic use
- Self-adhesive - quick and easy to apply
- Ready to tile immediately

Floorsafe Kit offers the following features:

- Suitable for timber and solid floors
- Self-adhesive - quick and easy to apply
- Ready to tile immediately

Tilesafe 5m² Kit

500ml Primer, 10m Reinforcing Tape 5m x 1m Membrane 310ml Jointing Compound, 500g Putty 4 x Pre-formed Corners

Floorsafe 5m² Kit

500ml Primer, 10m Reinforcing Tape 5m x 1m Membrane 310ml Jointing Compound 4 x Pre-formed Corners

Tilesafe 10m² Kit

1ltr Primer, 15m Reinforcing Tape 10m x 1m Membrane 310ml Jointing Compound, 500g Putty 4 x Pre-formed Corners

Floorsafe 10m² Kit

1ltr Primer, 15m Reinforcing tape 10m x 1m Membrane 310ml Jointing Compound 4 x Pre-formed Corners

ITEM	CODE	£ EX VAT	£ INC VAT
Tilesafe 5m Kit	TSAFE5	286.00	343.20
Tilesafe 10m Kit	TSAFE10	395.00	474.00
Floorsafe 5m Kit	BTMK5	214.13	256.96
Floorsafe 10m Kit	BTMK10	325.04	390.05

Wall Membrane




- Solvent-free
- Quick and easy single coat application
- Compatible with Tilesafe and Floorsafe
- Suitable for use on all commonly encountered substrates
- Covers up to 8m²

Wallsafe

Wall Membrane

ITEM	CODE	£ EX VAT	£ INC VAT
Wallsafe Liquid 8kg	WSAFE8	78.00	93.60

Reinforcing Tape



Reinforcing Tape is 150mm wide self-adhesive waterproofing tape for sealing critical details such as wall junctions, soap recesses, pipe boxing and other such areas prior to tiling. Choose either Tilesafe or Floorsafe versions according to the Floor Membrane Kit selected.

Tilesafe

Reinforcing Tape 7.5m roll

Floorsafe

Reinforcing Tape 10m roll

ITEM	CODE	£ EX VAT	£ INC VAT
Tilesafe Tape 7.5m	NWFTAPE75	47.00	56.40
Floorsafe Tape 10m	BTMTAPE10	46.75	56.10

UK Head Office
Novellini UK Ltd
Unit 11
Caxton Court
Porters Wood
St Albans
Hertfordshire
AL3 6XT

t: 01727 229922
f: 01727 838232

e: info-uk@novellini.com
www.novellini.com

wetroom technical support: 01256 766757
www.vari-dec.co.uk

